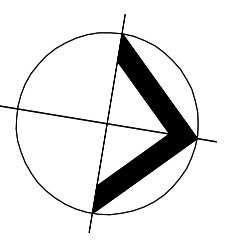








1 FLOOR PLAN
 1:200
 5M 0 5M 10M



MEDIUM TERM PHASE

FLOOR AREA = 643.81 SQ.M.

CONSULTANT: 						TITLE: PRE-FEASIBILITY AND MASTER PLAN OF JOLO AIRPORT, JOLO, SULLU	
		Republic of the Philippines DEPARTMENT OF TRANSPORTATION AND COMMUNICATIONS The Columbia Tower Ortigas Ave, Mandaluyong City, Metro Manila		SHEET CONTENTS: JOLO AIRPORT PASSENGER TERMINAL BUILDING GROUND FLOOR PLAN		FIGURE NO.: 4.4.2-1	